



NATA LIGHTING CO.,LTD.  
www.nata.cn  
Email:info@nata.com  
Tel:+86-750-3770000 Fax:+86-750-3771111  
Address:380JinOu Road,GaoXin Zone,Jiang Men City,Guangdong,China

NT

Client:

LumCAT: 2-2681-L

Luminaire: 92.70.411.00

Report No: 2024407-B017

Ballast type: AC

Test No: 2024407-C017

Voltage(V): 34.860

LampCAT: Fortimo\_SLM\_C\_1205

Current(A): 0.401

Lamp flux(lm): 2388.0

Power (W): 13.978

Number of Lamps: 1

PF: 0.000

Length(mm): 0

Width(mm): 0

Phm Type: C

Height(mm): 0

### Photometric Results

Lumens(lm): 1993.04, Efficiency(%): 83.46% , Luminous Efficacy(lm/W): 142.58

Central intensity(cd): 3638.695, Maximum intensity(cd): 3638.695

Angle of maximum intensity: C=0.0  $\gamma$ =0.0

Beam Angle(50%Imax): [C0/180]Total=44.0

[C90/270]Total=44.0

Field angle(10%Imax): [C0/180]Total=67.6

[C90/270]Total=67.6

Maximum s/h(1/2): C0\_180=0.70 C90\_270=0.70

Maximum s/h(1/4): C0\_180=0.69 C90\_270=0.69

Up flux rate of lamp(%): 0.00%

Down flux rate of lamp(%): 83.46%

Up flux rate of LUM(%): - -

Down flux rate of LUM(%): 100.00%

CIE Type : Direct lighting

Output flux ratio in  $\pi$  solid angle : 97.744%

Equipment: GMS1980  
Temperature(°C): 25.0

Date: 2024/4/07  
Humidity(%): 60.0%

Operator: NT07  
Distance(m): 7.65

$\gamma(^{\circ})$	Average I(cd)	Zonal F(lm)	Sum F(lm)	Eff Flux(%)	Eff Sum(%)
0.0	3638.695	0.000	0	0.00%	0.00%
1.0	3634.598	3.480	3.48	0.15%	0.17%
2.0	3616.968	10.408	13.888	0.44%	0.70%
3.0	3590.268	17.237	31.126	0.72%	1.56%
4.0	3554.423	23.916	55.041	1.00%	2.76%
5.0	3509.726	30.390	85.431	1.27%	4.29%
6.0	3456.032	36.607	122.038	1.53%	6.12%
7.0	3396.924	42.536	164.574	1.78%	8.26%
8.0	3330.428	48.146	212.72	2.02%	10.67%
9.0	3258.299	53.398	266.118	2.24%	13.35%
10.0	3181.561	58.278	324.397	2.44%	16.28%
11.0	3095.826	62.724	387.121	2.63%	19.42%
12.0	3006.213	66.704	453.825	2.79%	22.77%
13.0	2919.161	70.319	524.144	2.94%	26.30%
14.0	2811.918	73.357	597.501	3.07%	29.98%
15.0	2709.650	75.803	673.304	3.17%	33.78%
16.0	2599.994	77.801	751.105	3.26%	37.69%
17.0	2480.315	79.114	830.219	3.31%	41.66%
18.0	2355.223	79.728	909.947	3.34%	45.66%
19.0	2226.693	79.716	989.663	3.34%	49.66%
20.0	2084.337	78.904	1068.566	3.30%	53.61%
21.0	1951.711	77.500	1146.067	3.25%	57.50%
22.0	1818.426	75.762	1221.829	3.17%	61.30%
23.0	1683.019	73.470	1295.299	3.08%	64.99%
24.0	1559.025	70.883	1366.182	2.97%	68.55%
25.0	1372.514	66.657	1432.838	2.79%	71.89%
26.0	1253.281	61.982	1494.821	2.60%	75.00%
27.0	1173.852	59.380	1554.201	2.49%	77.98%
28.0	1043.683	56.143	1610.344	2.35%	80.80%
29.0	913.858	51.215	1661.559	2.14%	83.37%
30.0	789.476	45.990	1707.549	1.93%	85.68%
31.0	654.618	40.187	1747.736	1.68%	87.69%
32.0	549.548	34.498	1782.234	1.44%	89.42%
33.0	446.161	29.334	1811.568	1.23%	90.89%
34.0	342.971	23.881	1835.449	1.00%	92.09%
35.0	272.861	19.125	1854.575	0.80%	93.05%
36.0	211.705	15.429	1870.003	0.65%	93.83%
37.0	138.728	11.429	1881.432	0.48%	94.40%

$\gamma(^{\circ})$	Average I(cd)	Zonal F(lm)	Sum F(lm)	Eff Flux(%)	Eff Sum(%)
38.0	84.499	7.451	1888.883	0.31%	94.77%
39.0	61.931	4.998	1893.882	0.21%	95.02%
40.0	52.531	3.992	1897.874	0.17%	95.22%
41.0	46.942	3.542	1901.416	0.15%	95.40%
42.0	42.802	3.261	1904.676	0.14%	95.57%
43.0	39.590	3.052	1907.728	0.13%	95.72%
44.0	37.052	2.893	1910.621	0.12%	95.86%
45.0	34.982	2.768	1913.389	0.12%	96.00%
46.0	33.387	2.674	1916.063	0.11%	96.14%
47.0	31.785	2.592	1918.655	0.11%	96.27%
48.0	30.498	2.518	1921.173	0.11%	96.39%
49.0	29.371	2.459	1923.632	0.10%	96.52%
50.0	28.310	2.405	1926.037	0.10%	96.64%
51.0	27.367	2.356	1928.392	0.10%	96.76%
52.0	26.555	2.314	1930.706	0.10%	96.87%
53.0	25.772	2.276	1932.982	0.10%	96.99%
54.0	25.077	2.241	1935.223	0.09%	97.10%
55.0	24.448	2.211	1937.434	0.09%	97.21%
56.0	23.833	2.182	1939.616	0.09%	97.32%
57.0	23.270	2.154	1941.769	0.09%	97.43%
58.0	22.736	2.127	1943.897	0.09%	97.53%
59.0	22.224	2.102	1945.999	0.09%	97.64%
60.0	21.675	2.074	1948.073	0.09%	97.74%
61.0	21.134	2.043	1950.116	0.09%	97.85%
62.0	20.658	2.014	1952.129	0.08%	97.95%
63.0	20.095	1.982	1954.112	0.08%	98.05%
64.0	19.568	1.946	1956.058	0.08%	98.14%
65.0	19.034	1.910	1957.968	0.08%	98.24%
66.0	18.471	1.871	1959.84	0.08%	98.33%
67.0	17.930	1.830	1961.67	0.08%	98.43%
68.0	17.440	1.792	1963.462	0.08%	98.52%
69.0	16.979	1.756	1965.217	0.07%	98.60%
70.0	16.752	1.732	1966.95	0.07%	98.69%
71.0	16.459	1.717	1968.666	0.07%	98.78%
72.0	15.962	1.686	1970.352	0.07%	98.86%
73.0	15.428	1.641	1971.994	0.07%	98.94%
74.0	14.828	1.591	1973.584	0.07%	99.02%
75.0	14.301	1.539	1975.123	0.06%	99.10%

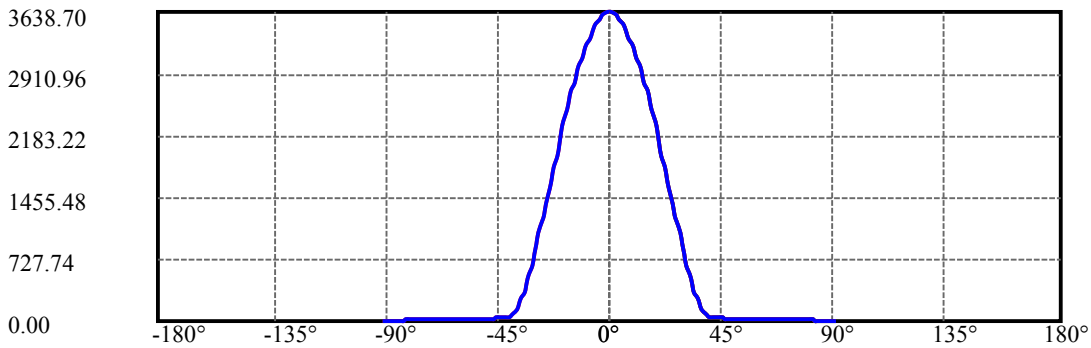
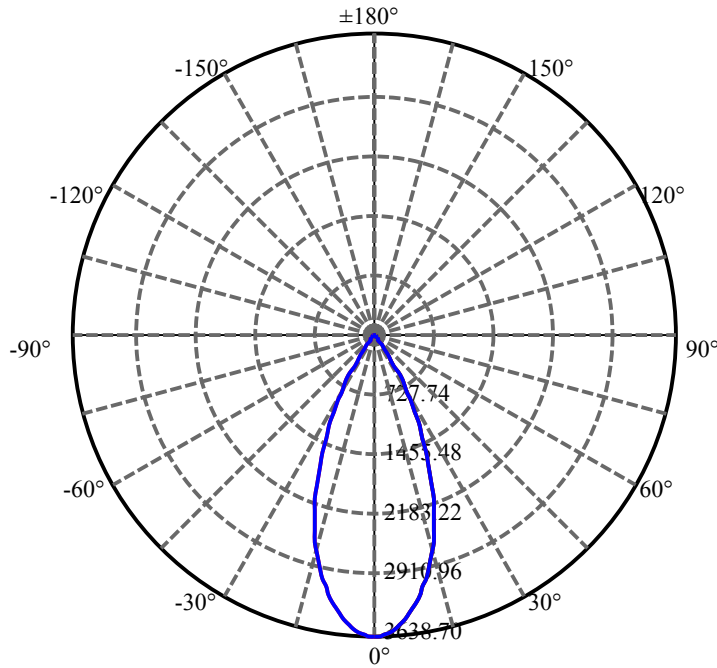
$\gamma(^{\circ})$	Average I(cd)	Zonal F(lm)	Sum F(lm)	Eff Flux(%)	Eff Sum(%)
76.0	13.863	1.495	1976.618	0.06%	99.18%
77.0	13.431	1.455	1978.074	0.06%	99.25%
78.0	13.094	1.420	1979.494	0.06%	99.32%
79.0	12.721	1.387	1980.881	0.06%	99.39%
80.0	12.253	1.346	1982.227	0.06%	99.46%
81.0	11.829	1.302	1983.529	0.05%	99.52%
82.0	11.273	1.253	1984.782	0.05%	99.59%
83.0	10.834	1.202	1985.984	0.05%	99.65%
84.0	10.219	1.147	1987.131	0.05%	99.70%
85.0	9.517	1.077	1988.208	0.05%	99.76%
86.0	9.078	1.016	1989.224	0.04%	99.81%
87.0	8.830	0.980	1990.205	0.04%	99.86%
88.0	8.669	0.959	1991.163	0.04%	99.91%
89.0	8.552	0.944	1992.107	0.04%	99.95%
90.0	8.515	0.936	1993.043	0.04%	100.00%

ZONAL LUMEN SUMMARY

Zone	Lumens	%Lamp	%Fixt
0-30	1707.55	71.51%	85.68%
0-40	1897.87	79.48%	95.22%
0-60	1948.07	81.58%	97.74%
0-90	1992.11	83.42%	99.95%
0-120	1992.11	83.42%	99.95%
0-180	1993.04	83.46%	100.00%
60-90	44.03	1.84%	2.21%
90-120	0.00	0.00%	0.00%
90-130	0.00	0.00%	0.00%
90-150	0.00	0.00%	0.00%
90-180	0.00	0.00%	0.00%
0-27.72	1594.43	66.77%	80.00%

ZONAL LUMEN SUMMARY

0-10	324.40
10-20	744.17
20-30	638.98
30-40	190.32
40-50	28.16
50-60	22.04
60-70	18.88
70-80	15.28
80-90	9.88
90-100	0.00
100-110	0.00
110-120	0.00
120-130	0.00
130-140	0.00
140-150	0.00
150-160	0.00
160-170	0.00
170-180	0.00



C0(Max): ———

C0/C180: ———

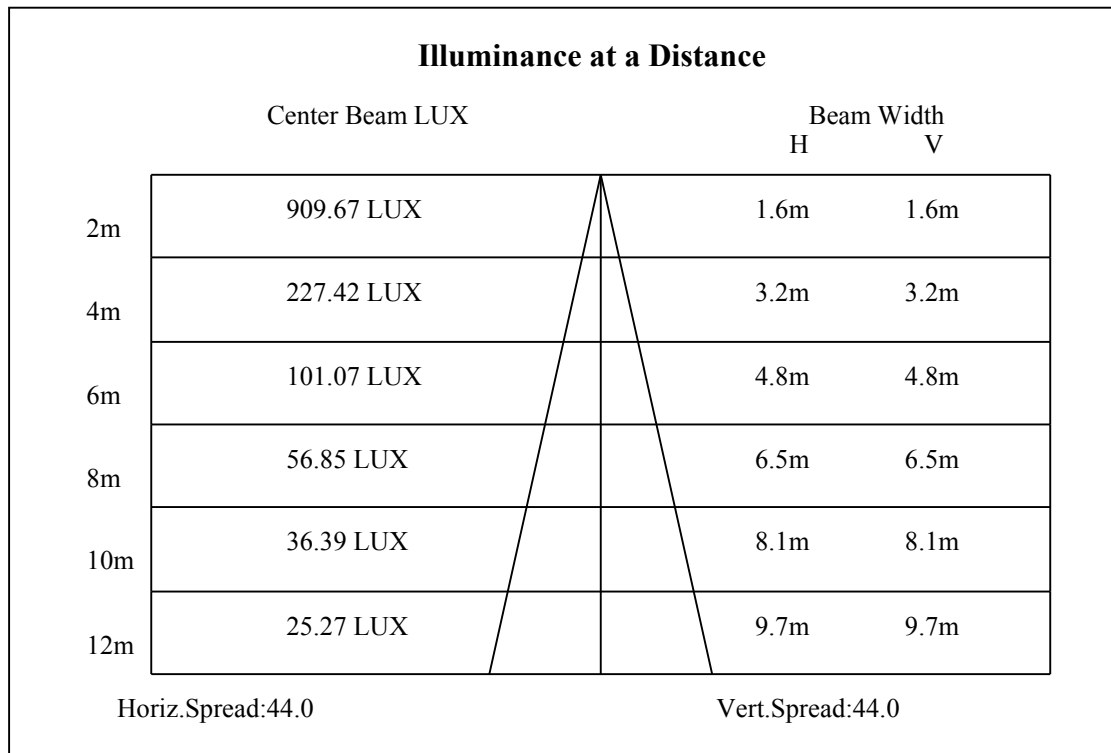
C90/C270: ———

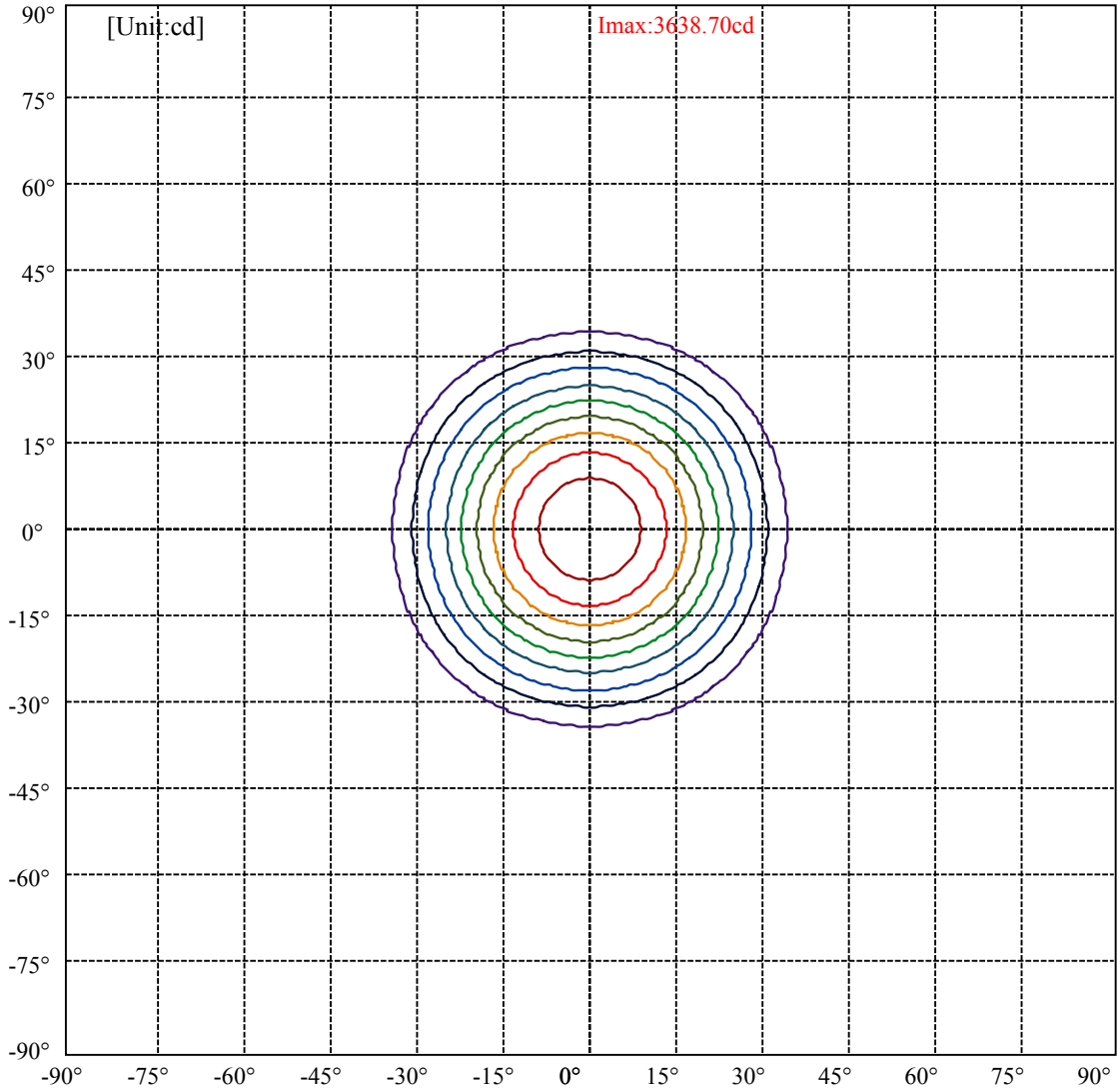
Field angle(10%Imax):C0/180Left:33.8 Right:33.8

:C90/270Left:33.8 Right:33.8

Beam Angle(50%Imax):C0/180Left:22.0 Right:22.0

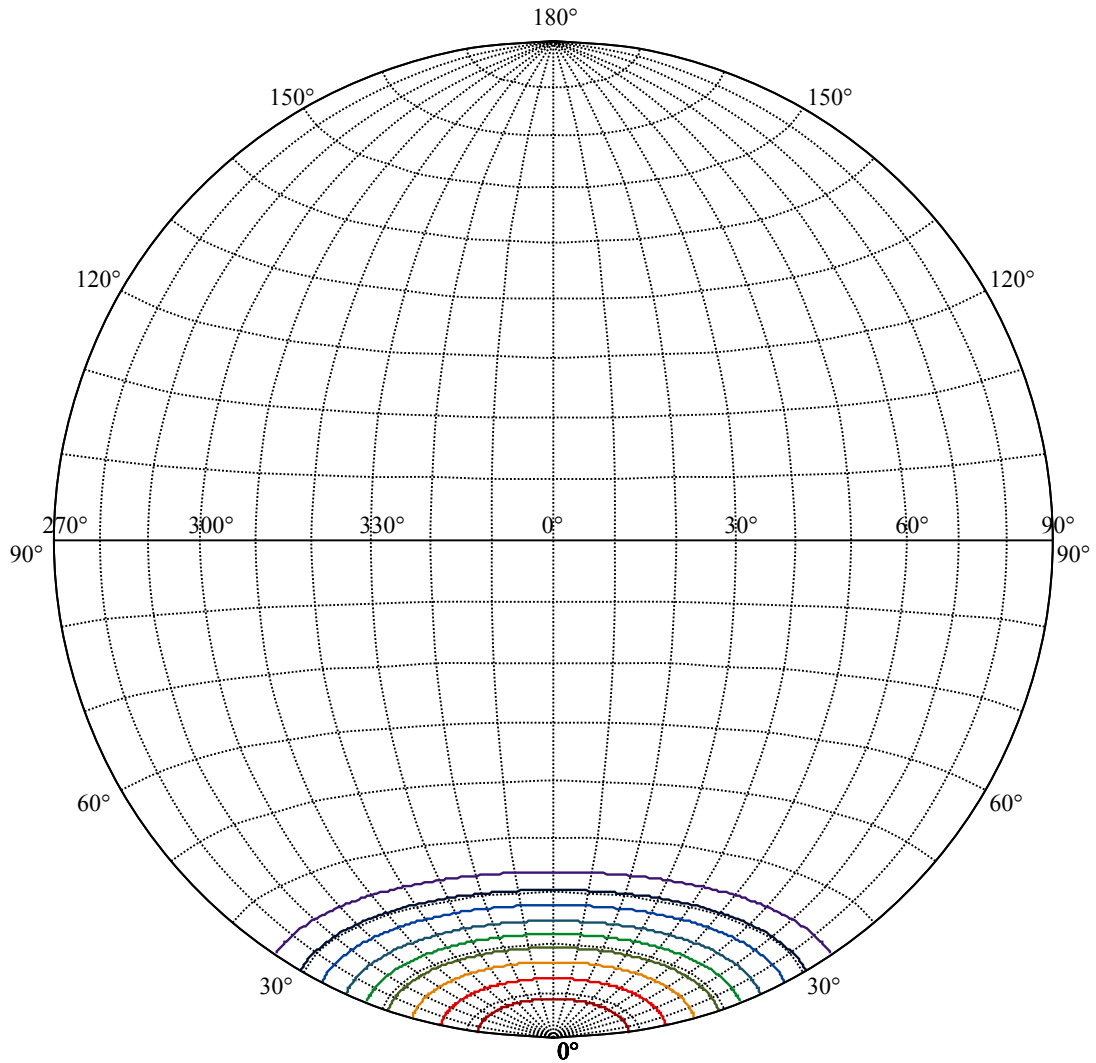
:C90/270Left:22.0 Right:22.0





(10%Imax) 363.87	—
(20%Imax) 727.739	—
(30%Imax) 1091.61	—
(40%Imax) 1455.48	—
(50%Imax) 1819.35	—
(60%Imax) 2183.22	—
(70%Imax) 2547.09	—
(80%Imax) 2910.96	—
(90%Imax) 3274.83	—





House

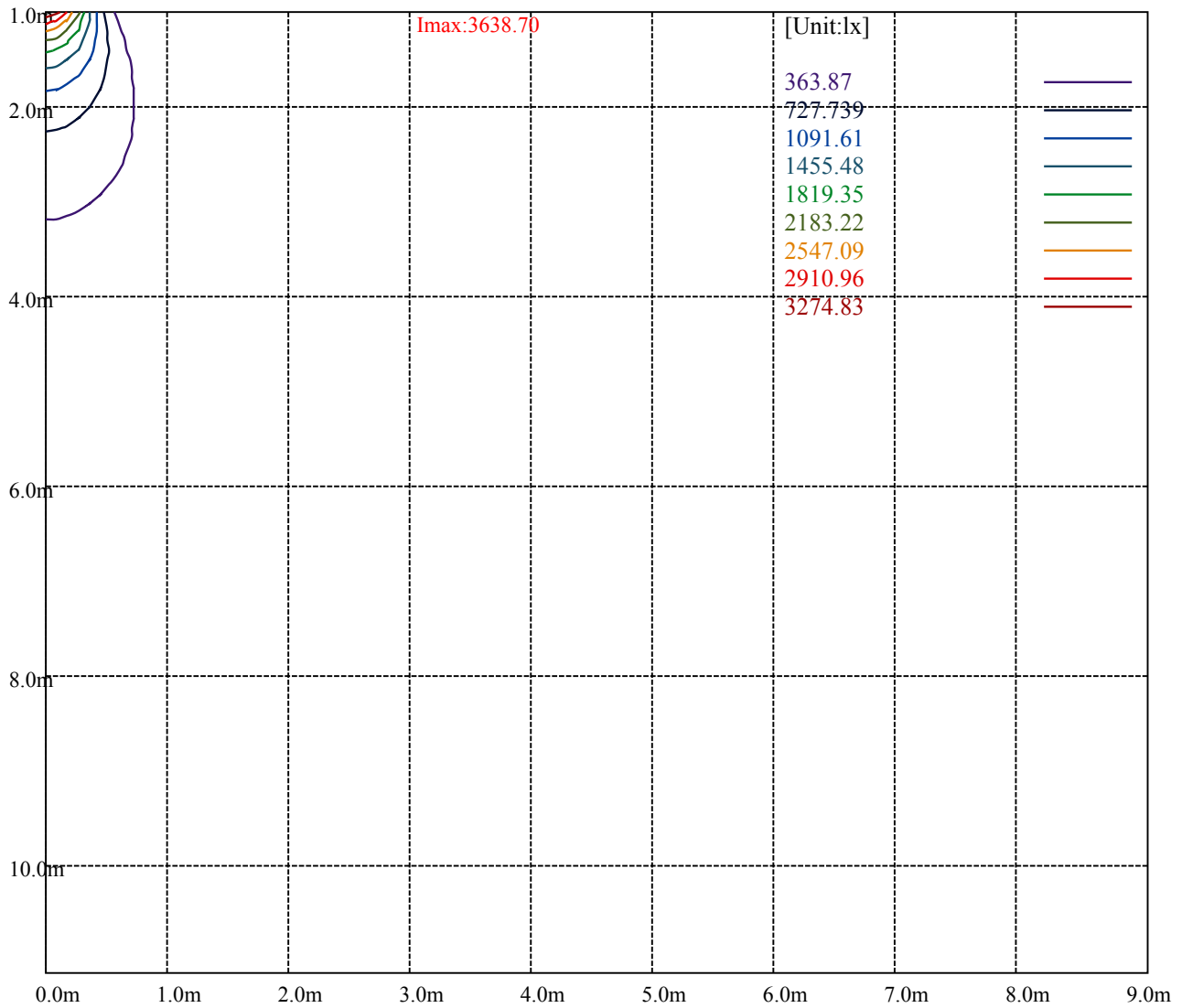
[Unit:cd]

Road

**I<sub>max</sub>:3638.70**

(10%I <sub>max</sub> )	363.87	—
(20%I <sub>max</sub> )	727.739	—
(30%I <sub>max</sub> )	1091.61	—
(40%I <sub>max</sub> )	1455.48	—
(50%I <sub>max</sub> )	1819.35	—
(60%I <sub>max</sub> )	2183.22	—
(70%I <sub>max</sub> )	2547.09	—
(80%I <sub>max</sub> )	2910.96	—
(90%I <sub>max</sub> )	3274.83	—





Luminance Table

$\gamma$	45	50	55	60	65	70	75	80	85
C0	0	0	0	0	0	0	0	0	0
C45	0	0	0	0	0	0	0	0	0
C90	0	0	0	0	0	0	0	0	0

L(Hor)(65)	L(Ver)(65)	L45(65)	L(Hor)(75)	L(Ver)(75)	L45(75)	L(Hor)(85)	L(Ver)(85)	L45(85)
0	0	0	0	0	0	0	0	0

Glare Table

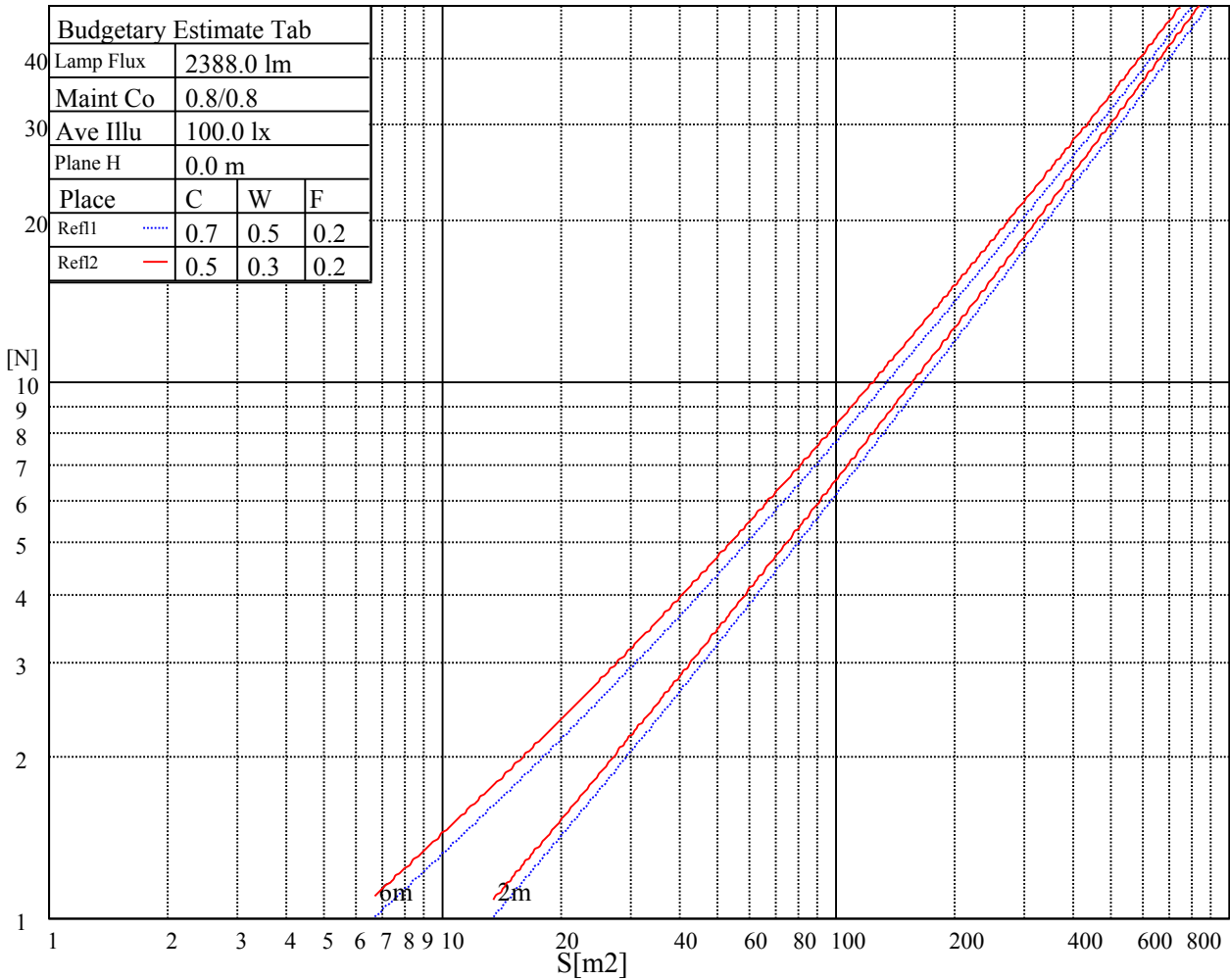
Glare	Quality	Service Values Illuminance(lx)							
1.15	A	2000	1000	500	<=300				
1.5	B		2000	1000	500	<=300			
1.85	C			2000	1000	500	<=300		
2.2	D				2000	1000	500	<=300	
2.55	E					2000	1000	500	<=300
		a	b	c	d	e	f	g	h

Luminance Limiting Curve

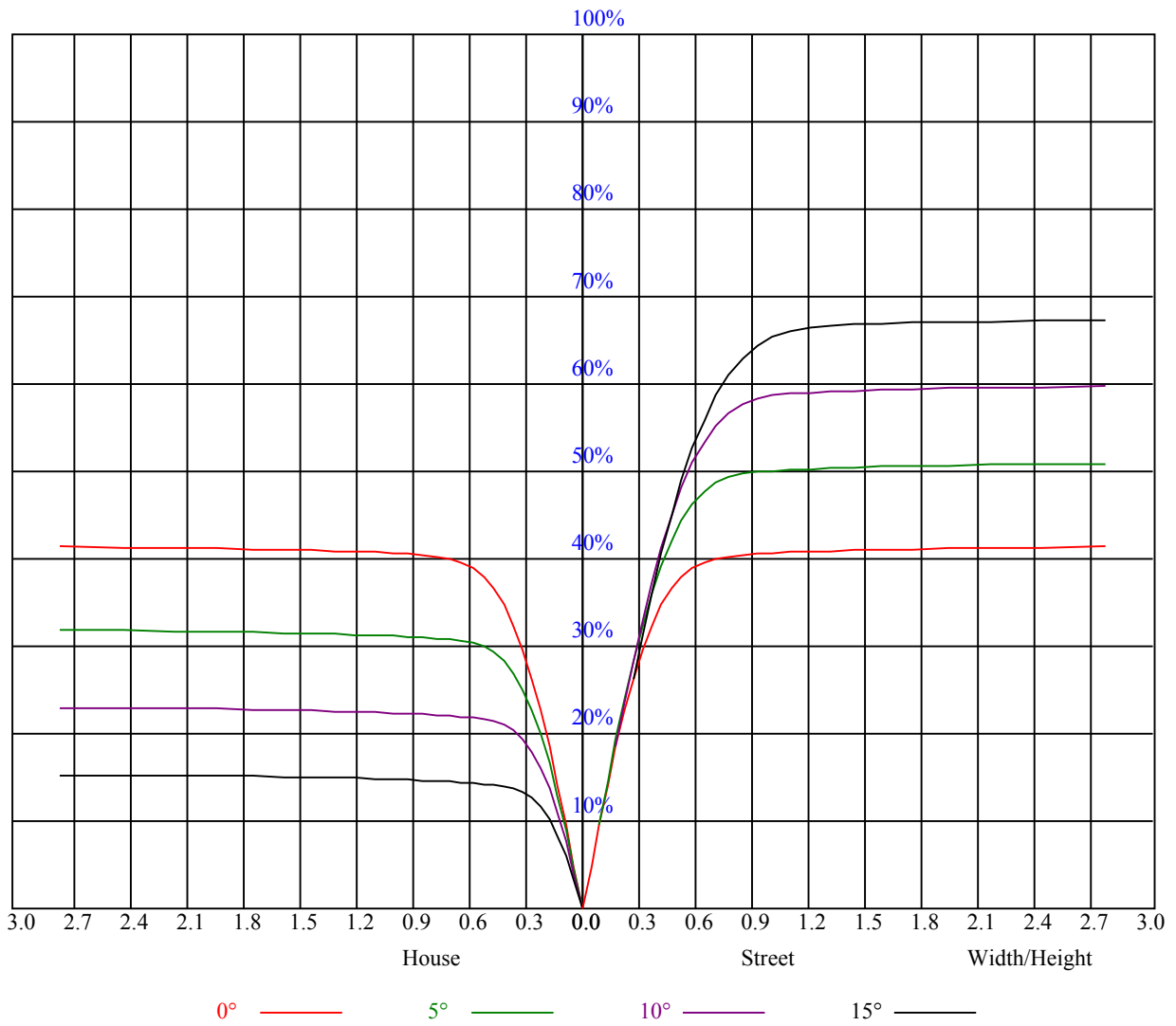


Illumination assessment according UGR										
Rf of Ceiling	70	70	50	50	30	70	70	50	50	30
Rf of Wall	50	30	50	30	30	50	30	50	30	30
Rf of Floor	20	20	20	20	20	20	20	20	20	20
Room dimensions	Viewed crosswise					Viewed endwise				
X	Y									
2H	2H	非数字	非数字	非数字	非数字	非数字	非数字	非数字	非数字	非数字
	3H	非数字	非数字	非数字	非数字	非数字	非数字	非数字	非数字	非数字
	4H	非数字	非数字	非数字	非数字	非数字	非数字	非数字	非数字	非数字
	6H	非数字	非数字	非数字	非数字	非数字	非数字	非数字	非数字	非数字
	8H	非数字	非数字	非数字	非数字	非数字	非数字	非数字	非数字	非数字
	12H	非数字	非数字	非数字	非数字	非数字	非数字	非数字	非数字	非数字
4H	2H	非数字	非数字	非数字	非数字	非数字	非数字	非数字	非数字	非数字
	3H	非数字	非数字	非数字	非数字	非数字	非数字	非数字	非数字	非数字
	4H	非数字	非数字	非数字	非数字	非数字	非数字	非数字	非数字	非数字
	6H	非数字	非数字	非数字	非数字	非数字	非数字	非数字	非数字	非数字
	8H	非数字	非数字	非数字	非数字	非数字	非数字	非数字	非数字	非数字
	12H	非数字	非数字	非数字	非数字	非数字	非数字	非数字	非数字	非数字
8H	4H	非数字	非数字	非数字	非数字	非数字	非数字	非数字	非数字	非数字
	6H	非数字	非数字	非数字	非数字	非数字	非数字	非数字	非数字	非数字
	8H	非数字	非数字	非数字	非数字	非数字	非数字	非数字	非数字	非数字
	12H	非数字	非数字	非数字	非数字	非数字	非数字	非数字	非数字	非数字
12H	4H	非数字	非数字	非数字	非数字	非数字	非数字	非数字	非数字	非数字
	6H	非数字	非数字	非数字	非数字	非数字	非数字	非数字	非数字	非数字
	8H	非数字	非数字	非数字	非数字	非数字	非数字	非数字	非数字	非数字
Variation with the observer position at spacings:										
S = 1.0H	非数字/非数字					非数字/非数字				
S = 1.5H	非数字/非数字					非数字/非数字				
S = 2.0H	非数字/非数字					非数字/非数字				
Standard tables:	BK0					BK0				
Uncorrected UGR	负无穷大					负无穷大				

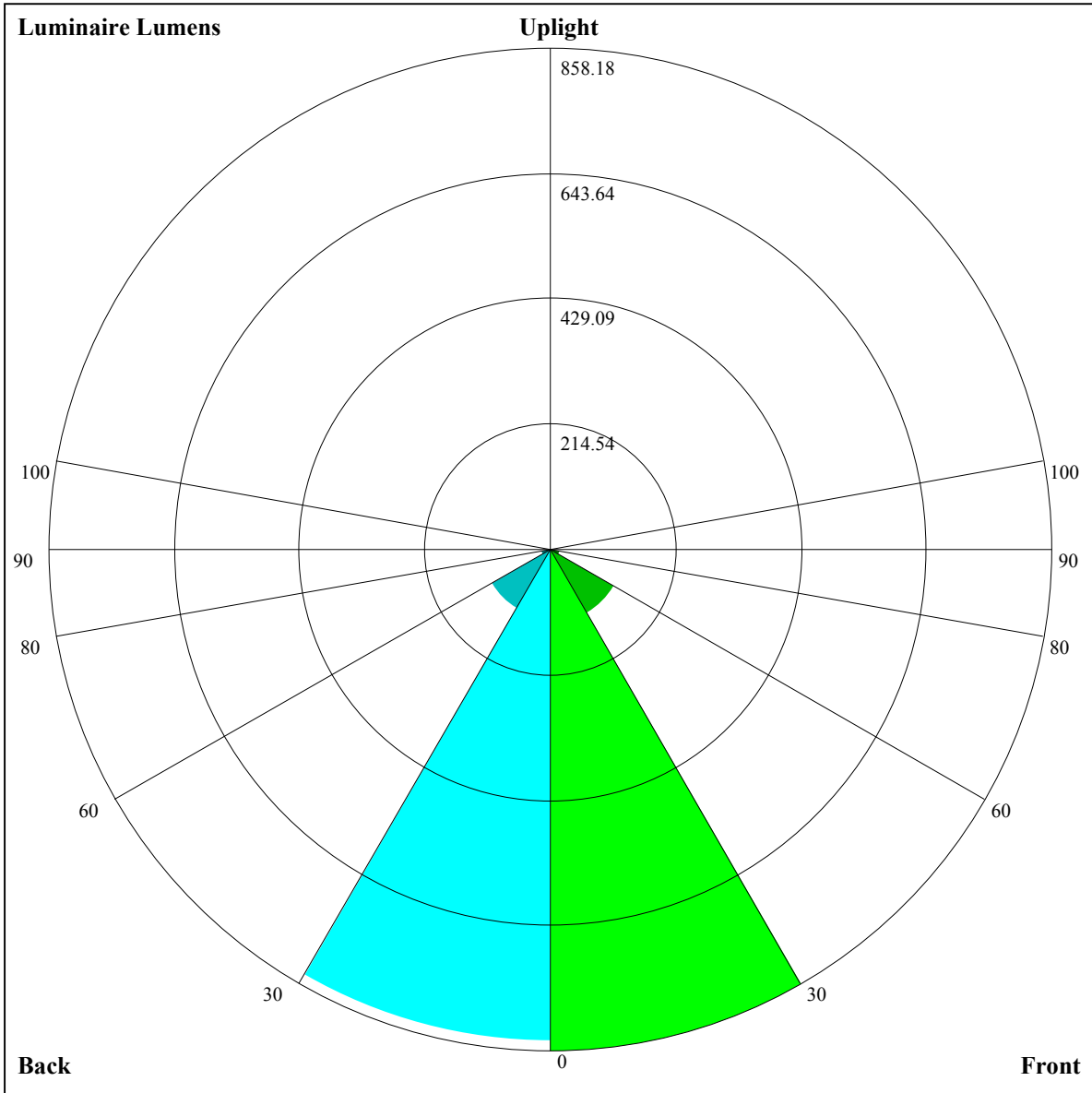
UGR calculation is based on CIE Publ. 117 ,S/H = 0.25



RHOCC	80			70			50			30			10			0
RHOW	50	30	10	50	30	10	50	30	10	50	30	10	50	30	10	0
RCR	COEFFICIENTS OF UTILIZATION RHOF=20 CU															
0	0.99	0.99	0.99	0.97	0.97	0.97	0.93	0.93	0.93	0.89	0.89	0.89	0.85	0.85	0.85	0.83
1	0.93	0.91	0.89	0.91	0.89	0.87	0.88	0.86	0.85	0.84	0.83	0.82	0.82	0.81	0.80	0.78
2	0.87	0.84	0.81	0.86	0.83	0.80	0.83	0.80	0.78	0.80	0.78	0.77	0.78	0.77	0.75	0.74
3	0.82	0.78	0.75	0.81	0.77	0.74	0.79	0.76	0.73	0.77	0.74	0.72	0.75	0.73	0.71	0.70
4	0.77	0.73	0.70	0.76	0.73	0.70	0.75	0.71	0.69	0.73	0.70	0.68	0.72	0.69	0.67	0.66
5	0.73	0.69	0.66	0.73	0.68	0.65	0.71	0.68	0.65	0.70	0.67	0.64	0.68	0.66	0.64	0.63
6	0.70	0.65	0.62	0.69	0.65	0.62	0.68	0.64	0.61	0.67	0.63	0.61	0.66	0.63	0.61	0.59
7	0.66	0.62	0.59	0.66	0.62	0.59	0.65	0.61	0.58	0.64	0.60	0.58	0.63	0.60	0.58	0.57
8	0.63	0.59	0.56	0.63	0.59	0.56	0.62	0.58	0.55	0.61	0.58	0.55	0.60	0.57	0.55	0.54
9	0.60	0.56	0.53	0.60	0.56	0.53	0.59	0.55	0.53	0.59	0.55	0.53	0.58	0.55	0.52	0.51
10	0.58	0.53	0.51	0.57	0.53	0.51	0.57	0.53	0.50	0.56	0.53	0.50	0.56	0.52	0.50	0.49







Luminaire Lumens:

FL=858.18,FM=125.75,FH=16.76,FVH=5.41

BL=842.95,BM=118.26,BH=17.2,BVH=5.4

UL=0,UH=0

BUG Rating:B2-U0-G0

Intensity data(cd)

C/γ(°)	0.0	1.0	2.0	3.0	4.0	5.0	6.0	7.0	8.0
0.0	3641.33	3637.23	3620.26	3596.27	3555.30	3509.07	3458.74	3409.58	3330.57
45.0	3634.89	3642.50	3637.82	3620.26	3587.49	3552.96	3510.82	3459.32	3389.10
90.0	3642.50	3630.21	3607.39	3577.54	3538.33	3479.22	3426.55	3373.30	3303.07
135.0	3636.06	3638.99	3625.53	3596.85	3568.76	3533.06	3483.90	3418.36	3356.91
180.0	3641.33	3636.06	3621.43	3601.53	3558.23	3511.99	3449.96	3390.85	3328.23
225.0	3634.89	3623.77	3588.66	3556.47	3510.24	3461.66	3390.27	3327.06	3256.84
270.0	3642.50	3640.74	3629.62	3603.87	3577.54	3537.74	3482.73	3428.31	3373.88
315.0	3636.06	3627.28	3605.04	3569.35	3539.50	3492.10	3445.28	3368.61	3304.82
360.0	3641.33	3637.23	3620.26	3596.27	3555.30	3509.07	3458.74	3409.58	3330.57
C/γ(°)	9.0	10.0	11.0	12.0	13.0	14.0	15.0	16.0	17.0
0.0	3263.27	3195.39	3098.82	3012.80	2927.94	2813.82	2719.60	2616.01	2484.92
45.0	3329.99	3266.20	3192.46	3096.48	3016.89	2926.77	2816.75	2716.09	2610.16
90.0	3214.11	3141.55	3059.61	2951.35	2864.15	2747.10	2647.62	2540.52	2431.08
135.0	3292.53	3223.48	3126.92	3048.50	2964.22	2875.27	2751.20	2648.79	2541.69
180.0	3265.03	3171.98	3093.56	3013.38	2927.35	2813.82	2714.33	2615.43	2479.07
225.0	3176.66	3085.36	3001.68	2915.06	2819.09	2697.95	2602.55	2466.78	2347.40
270.0	3290.78	3214.70	3139.21	3038.55	2952.52	2858.30	2756.47	2660.49	2524.72
315.0	3234.01	3153.84	3054.35	2973.59	2881.12	2762.32	2668.68	2535.84	2423.48
360.0	3263.27	3195.39	3098.82	3012.80	2927.94	2813.82	2719.60	2616.01	2484.92
C/γ(°)	18.0	19.0	20.0	21.0	22.0	23.0	24.0	25.0	26.0
0.0	2368.46	2251.42	2125.60	1959.39	1830.06	1705.99	1586.02	1437.96	1140.49
45.0	2482.58	2369.05	2225.08	2093.41	1964.66	1838.25	1687.85	1567.29	1447.91
90.0	2284.19	2163.64	2038.98	1909.65	1759.83	1637.52	1519.30	1152.37	1152.37
135.0	2400.07	2284.78	2125.60	1993.33	1867.51	1741.69	1591.87	1478.34	1360.12
180.0	2364.37	2236.79	2077.61	1951.20	1823.62	1656.83	1544.47	1429.18	1276.43
225.0	2223.91	2065.32	1930.13	1805.48	1687.85	1542.13	1430.35	1136.80	1136.80
270.0	2408.26	2288.29	2130.28	2005.04	1844.10	1720.62	1606.50	1470.73	1354.85
315.0	2309.94	2154.27	2021.43	1896.19	1769.78	1621.13	1505.84	1307.45	1157.28
360.0	2368.46	2251.42	2125.60	1959.39	1830.06	1705.99	1586.02	1437.96	1140.49
C/γ(°)	27.0	28.0	29.0	30.0	31.0	32.0	33.0	34.0	35.0
0.0	1140.49	1049.54	932.56	813.99	671.78	565.15	464.26	348.21	264.58
45.0	1325.59	1168.75	1041.17	914.77	770.80	657.85	556.61	437.81	349.44
90.0	1120.53	993.19	842.14	722.99	589.44	491.12	401.64	315.14	218.76
135.0	1235.47	1075.12	945.78	825.81	683.02	575.33	475.26	359.39	296.18
180.0	1161.14	1032.98	918.28	761.44	644.39	535.54	427.86	312.57	312.57
225.0	1045.97	918.22	800.76	682.61	547.65	448.34	336.09	257.21	188.03
270.0	1235.47	1110.23	955.15	833.42	709.94	604.01	479.94	390.99	306.72
315.0	1126.15	1001.44	875.03	760.79	619.93	519.04	427.62	322.46	246.61
360.0	1140.49	1049.54	932.56	813.99	671.78	565.15	464.26	348.21	264.58
C/γ(°)	36.0	37.0	38.0	39.0	40.0	41.0	42.0	43.0	44.0
0.0	193.89	124.18	83.86	60.63	51.91	45.71	41.61	38.62	36.34
45.0	307.89	307.89	118.51	80.35	60.40	51.62	46.58	42.31	38.62
90.0	154.50	104.46	71.69	55.60	49.98	45.41	40.85	38.16	36.05
135.0	296.18	124.01	85.27	63.73	54.25	49.22	45.06	41.73	38.68
180.0	152.04	106.86	77.48	60.10	53.72	48.69	44.54	40.97	38.62
225.0	118.04	82.11	62.09	52.79	47.58	43.48	40.44	37.51	35.70
270.0	306.72	149.23	100.89	64.78	53.43	46.99	42.66	39.44	37.04
315.0	164.39	111.08	76.20	57.47	48.98	44.42	40.67	37.98	35.35
360.0	193.89	124.18	83.86	60.63	51.91	45.71	41.61	38.62	36.34

Intensity data(cd)

C/γ(°)	45.0	46.0	47.0	48.0	49.0	50.0	51.0	52.0	53.0
0.0	34.00	32.48	30.84	29.67	28.62	27.51	26.74	25.98	25.34
45.0	36.34	34.47	32.48	31.13	29.85	28.79	27.62	26.80	26.04
90.0	33.77	32.36	30.96	29.50	28.50	27.62	26.51	25.81	25.11
135.0	36.75	35.00	33.53	31.89	30.72	29.67	28.44	27.62	26.69
180.0	36.64	34.94	33.18	31.89	30.72	29.44	28.50	27.62	26.80
225.0	34.06	32.66	31.08	30.02	29.03	27.92	27.15	26.22	25.52
270.0	34.65	33.07	31.66	30.43	29.09	28.15	27.33	26.45	25.63
315.0	33.65	32.13	30.55	29.44	28.44	27.39	26.63	25.93	25.05
360.0	34.00	32.48	30.84	29.67	28.62	27.51	26.74	25.98	25.34
C/γ(°)	54.0	55.0	56.0	57.0	58.0	59.0	60.0	61.0	62.0
0.0	24.58	24.05	23.53	23.00	22.41	21.95	21.48	20.89	20.42
45.0	25.34	24.58	23.99	23.41	22.77	22.30	21.65	21.19	20.72
90.0	24.52	23.82	23.29	22.77	22.30	21.71	21.24	20.66	20.19
135.0	25.98	25.34	24.76	24.11	23.64	23.06	22.59	21.95	21.48
180.0	25.81	25.16	24.40	23.82	23.35	22.88	22.24	21.77	21.30
225.0	24.93	24.35	23.70	23.17	22.65	22.06	21.36	20.89	20.42
270.0	24.99	24.35	23.58	23.06	22.41	21.95	21.42	20.95	20.37
315.0	24.46	23.94	23.41	22.82	22.36	21.89	21.42	20.78	20.37
360.0	24.58	24.05	23.53	23.00	22.41	21.95	21.48	20.89	20.42
C/γ(°)	63.0	64.0	65.0	66.0	67.0	68.0	69.0	70.0	71.0
0.0	20.01	19.43	18.90	18.26	17.79	17.32	16.85	16.91	17.03
45.0	20.19	19.72	19.20	18.73	18.26	17.62	17.09	16.56	16.15
90.0	19.72	19.14	18.67	18.20	17.67	17.03	16.50	16.09	15.63
135.0	20.95	20.48	19.78	19.31	18.61	18.14	17.62	17.09	16.56
180.0	20.54	20.01	19.49	18.96	18.32	18.08	18.43	19.25	19.61
225.0	19.72	19.20	18.67	18.02	17.50	17.09	16.39	15.98	15.51
270.0	19.84	19.37	18.84	18.20	17.73	17.21	16.56	16.15	15.68
315.0	19.78	19.20	18.73	18.08	17.56	17.03	16.39	15.98	15.51
360.0	20.01	19.43	18.90	18.26	17.79	17.32	16.85	16.91	17.03
C/γ(°)	72.0	73.0	74.0	75.0	76.0	77.0	78.0	79.0	80.0
0.0	16.80	16.27	15.45	14.46	13.64	12.87	12.52	12.23	11.82
45.0	15.51	15.04	14.40	13.93	13.46	12.99	12.64	12.35	12.06
90.0	15.04	14.51	14.05	13.58	13.40	13.05	12.70	12.35	11.88
135.0	16.09	15.68	14.98	14.69	14.40	14.16	13.99	13.58	13.23
180.0	19.31	18.55	17.73	17.03	16.04	15.22	14.46	13.64	12.82
225.0	14.86	14.34	13.93	13.58	13.28	12.87	12.52	12.23	11.88
270.0	15.10	14.63	14.10	13.46	13.17	12.93	12.82	12.58	12.23
315.0	14.98	14.40	13.99	13.69	13.52	13.34	13.11	12.82	12.11
360.0	16.80	16.27	15.45	14.46	13.64	12.87	12.52	12.23	11.82
C/γ(°)	81.0	82.0	83.0	84.0	85.0	86.0	87.0	88.0	89.0
0.0	11.59	11.24	10.89	10.42	9.83	9.25	8.84	8.72	8.60
45.0	11.65	11.29	11.00	10.77	10.18	9.66	9.07	8.84	8.72
90.0	11.35	11.06	10.71	10.01	9.42	8.95	8.78	8.66	8.49
135.0	12.76	11.65	11.24	10.59	9.71	9.01	8.84	8.66	8.54
180.0	12.23	11.47	10.89	10.07	9.25	8.95	8.84	8.66	8.54
225.0	11.53	11.00	10.36	9.66	9.01	8.90	8.72	8.54	8.49
270.0	11.82	11.35	10.89	10.24	9.48	9.01	8.84	8.66	8.54
315.0	11.70	11.12	10.71	10.01	9.25	8.90	8.72	8.60	8.49
360.0	11.59	11.24	10.89	10.42	9.83	9.25	8.84	8.72	8.60

Intensity data(cd)

C/γ(°)	90.0
0.0	8.54
45.0	8.54
90.0	8.54
135.0	8.49
180.0	8.54
225.0	8.54
270.0	8.49
315.0	8.43
360.0	8.54